

Valuable Insight Into Recent Biological Activities of Different Benzimidazoles

Deepak Insa, Sharad Wakode*, Anjali Sharma

Department of Pharmaceutical Chemistry, Delhi Institute of Pharmaceutical Sciences and Research, DPSRU, Sector-3, M.B road, Puspvihar, New Delhi, India-110017

*Corresponding author: Sharad Wakode

| Received: 15.05.2019 | Accepted: 21.05.2019 | Published: 30.05.2019

DOI: 10.21276/sajp.2019.8.5.10

Abstract

Review Article

Benzimidazole nucleus plays an important role in several categories of clinical agents such as antimicrobials, antivirals, antiparasitic, anticancer, anti-inflammatory, antioxidants, proton pump inhibitors, antihypertensives, anticoagulants, immunomodulators, hormone modulators, CNS depressants, and antidiabetics, etc. Many researchers coin it as a crucial moiety for the development of innovative therapeutic agents. Wide-ranging substituents on the benzimidazole nucleus show a varied spectrum of biological activities. In order to understand the current position of the benzimidazole nucleus in medicinal chemistry research, this review summarized the chemistry as well as pharmacological activities of benzimidazole scaffold. This discussion will further help in the development of novel benzimidazole compounds.

Keywords: Benzimidazole, Anticancer, Antihypertensive, Antioxidant, Anti-inflammatory, Analgesic.

Copyright © 2019: This is an open-access article distributed under the terms of the Creative Commons Attribution license which permits unrestricted use, distribution, and reproduction in any medium for non-commercial use (NonCommercial, or CC-BY-NC) provided the original author and source are credited.

INTRODUCTION

Benzimidazoles are the heterocyclic molecule which contains benzene ring attached to an imidazole ring. These compounds are developed to design the new building blocks for several more bioactive molecules. Over the past years, the existence of benzimidazole scaffold established lots of therapeutic active modifications. Several biological activities also have been found for benzimidazole derivatives such as cytotoxic, antiretroviral, antihypertensive, antioxidant, anti-inflammatory *et al.* [1]. It is also known that planer fused benzimidazole has the potential to insert in DNA base pairs and cleavage them. Benzimidazoles are fused with many other moieties to increase its activity spectrum or to find a new activity [2]. From the literature survey, a researcher revealed that when benzimidazole moiety is combined with other heterocyclic or cyclic rings it exhibits innumerable activities such as 2-aryl benzimidazole [3], 2-thiohalogenonitrophenyl benzimidazole [4], ferrocenyl and cyrhetrenyl benzimidazole [5] corresponds to α -amylase inhibitory response, antifungal activity, and antiparasitic activity respectively. Along with utilizing of traditional approach, structure-activity relationship (SAR) strategy and computer-aided drug design is the faster and smarter way to design new chemical entity and by using the approach in initial phase of drug discovery and development leads to decrease the chances of failure in final steps and also reduces the cost of drug development [6,7]. To facilitate the

discovery of new drugs computer-aided drug design (CADD) methods include especially the quantitative structure-activity relationship (3D-QSAR) method as prominent applications of chemometrics, provides valuable information for design and synthesis of novel antimicrobials, which interacts with specific receptors. Two most successful tools comparative molecular field analysis (CoMFA) and comparative molecular similarity indices analysis (CoMSIA) are used widely. In addition to Docking and molecular dynamics, QSAR was carried out to get a deep insight in silico studies and to search out possible binding modes of these new antimicrobials [8, 9]. Due to the limited option available for the treatment of different diseases like Alzheimer, Hepatitis c, liver cirrhosis, etc. It increases interest in the use of benzimidazole as a lead compound to develop a new drug to combat these diseases [10,11]. The nonnucleoside inhibitors (NNI'S) series of benzimidazoles represent a promising group of compounds which merit computational investigations. To illustrate the binding mode of these inhibitors at an allosteric site of the enzyme, molecular docking simulations were performed using the X-ray crystallographic structure of the complex of NS5B with tetracyclic indole inhibitor, so here analysis helps in predicting the activity [12-14].

CHEMISTRY

Benzimidazole derivatives are getting popular for their numerous clinical uses. Benzimidazole is a

heterocyclic ring system consists of a benzene ring fused to Imidazole at 4th and 5th position. Benzimidazole

has been synthesized from o-phenylenediamine by reacting with different reagents (Figure 1).

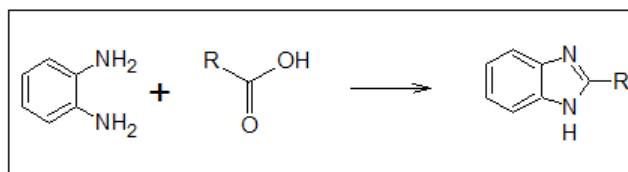


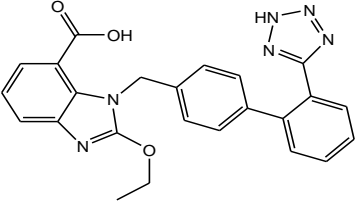
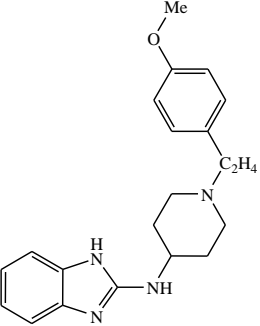
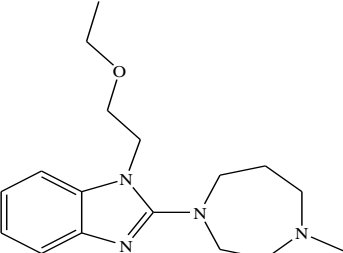
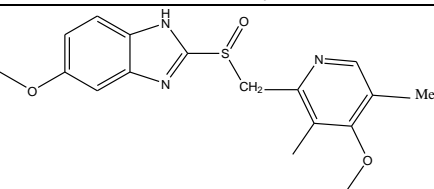
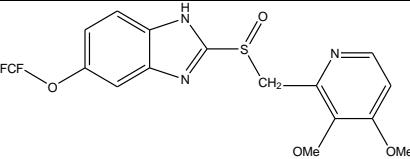
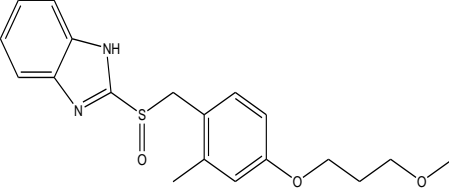
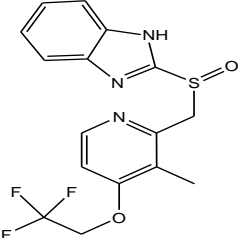
Fig-1: Synthesis of benzimidazole

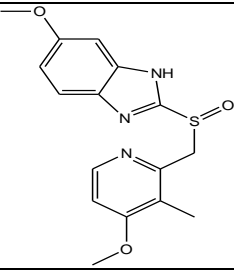
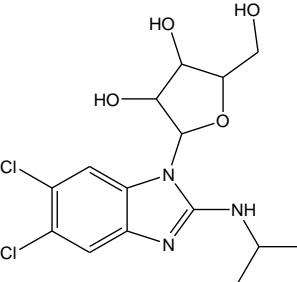
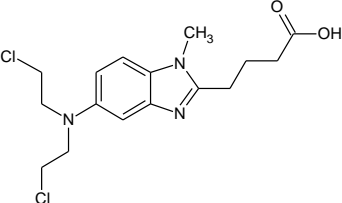
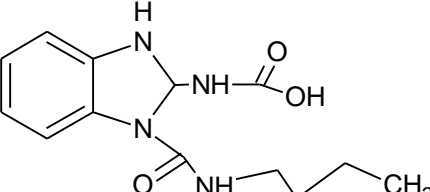
Benzo derivatives of imidazole ring are also known as Benzimidazoles and 1,3-benzodiazoles [15,16]. Along with the other derivatives reported, recently different catalyst and reagents like $\text{Na}_2\text{S}_2\text{O}_4$, ZrCl_4 , sulfamic acid, VO_2 , DMF and CuFe_2O_4 have been reported for the synthesis of benzimidazoles [18] Benzimidazole moiety is considered as one of the most important nitrogen-containing fused organic compound [19]. It is a very formidable heterocyclic pharmacophore in drug discovery. Benzimidazole

derivatives are associated with various pharmacokinetics and pharmacodynamic properties and are a prominent heterocyclic moiety having various biological activities [4]. The modification to the structural chemistry of benzimidazole has given rise to various potent clinical agents such as albendazole, omeprazole, mebendazole, thiabendazole, bendamustine, etc. Which are used in a horde of diseases conditions [20] (Table 1).

Table-1: Marketed drugs containing Benzimidazole moiety [21–25]

Serial no.	Drug name	Structure	Clinical Use
1	Albendazole (Tablet, Suspension)		Anthelmintic
2	Mebendazole (Tablet, Suspension)		Anthelmintic
3	Thiabendazole (Tablet, Ointment)		Anthelmintic
4	Oxfendazole (Tablet, oral suspension)		Anthelmintic (for veterinary use)
5	Telmisartan (Tablet)		Antihypertensive

6	Candesartan (Tablet)		Antihypertensive
7	Astemizole (Tablet)		Antihistaminic
8	Emedastine (Capsule, tablet, eye drop)		Antihistaminic
9	Omeprazole (Tablet, enteric coated capsule, injection-IV)		Antiulcer
10	Pantoprazole (Tablet, enteric coated capsule, injection-IV)		Antiulcer
	Rabeprazole (Tablet, enteric coated capsule, injection-IV)		Antiulcer
12	Lansoprazole (Tablet, enteric coated capsule, injection-IV)		Antiulcer

13	Esomeprazole (Tablet, enteric coated capsule, injection-IV)		Antiulcer
14	Maribavir (Injection-IV)		Antiviral
15	Bendamustine (Injection-IV)		Anticancer
16	Benomyl (wetttable powder)		Antifungal

Along with all these drugs, there are others which have been approved for various clinical uses, and many more are in clinical pipelines.

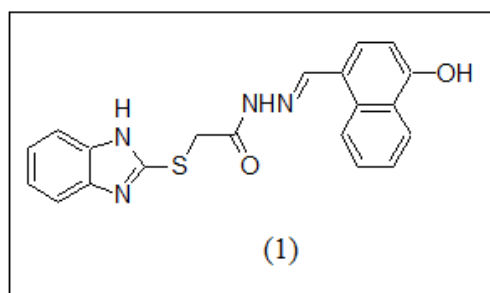
Pharmacological activity of benzimidazoles

Benzimidazole is a heterocyclic moiety pulling the interest of modern researchers in recent times. It is a flexible heterocyclic as it contains imidazole and shows a versatile range of biological activities

Benzimidazole derivatives acting as anticancer agents

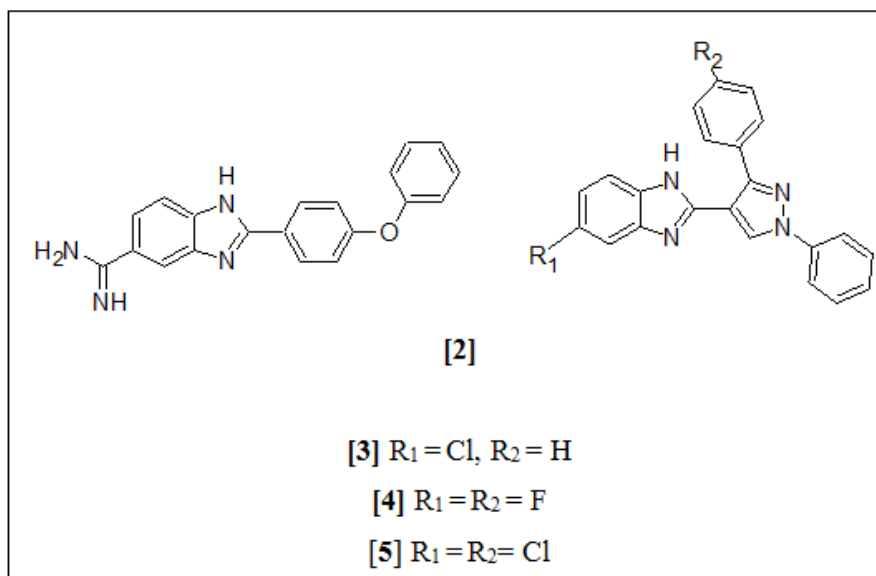
Cancer is a major community health disease in the major parts of the world. According to US survey reports the prevalence of this disease is more in female than in the male. As the severity of the problem increasing day by day, researchers are trying to develop

new moieties for the treatment of this disease. However, the main problem with the currently existing drug is their cytotoxicity. It becomes necessary to develop new candidates with potent activity against cancer cells and less cytotoxicity to normal cell [26,27]. Thus, in order to cure cancer, Yadav *et al.* synthesized series of benzimidazole compounds which displayed promising results as anticancer agents. *In vitro* cytotoxicity testing of synthesized compounds has been checked on MCF-7 cell line by use of assay (Sulforhodamine-B). From the whole series, compound [1] (IC₅₀=0.0013mM) was found to be the most active compound carrying high toxicity against MCF-7 cell line comparing to 5-fluorouracil (IC₅₀=0.0461mM). Most of the compounds were more active than standard drug (carboplatin) with IC₅₀=0.2694mM [28].



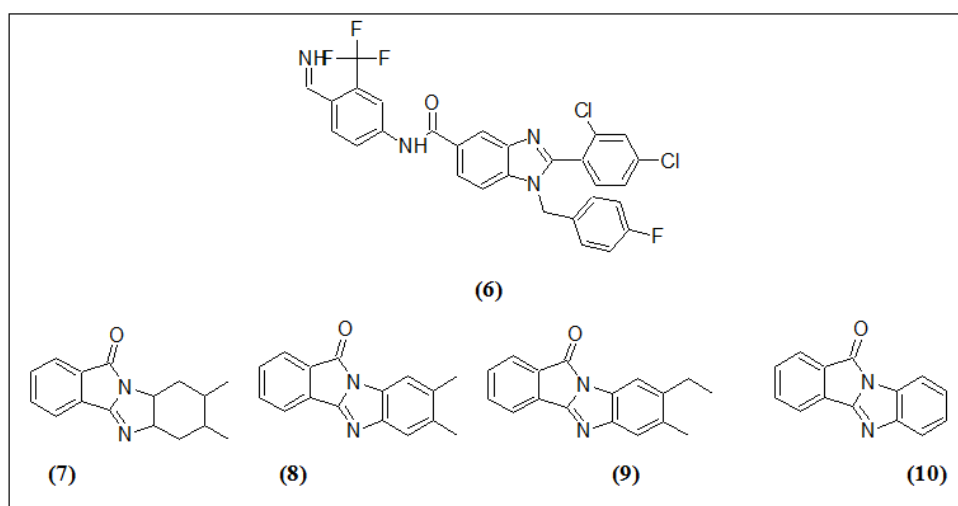
Alp *et al.* synthesized 2-(4-phenoxy phenol)-1H-benzimidazole derivatives and were examined for anticancer activity. Among all the synthesized derivatives, compound (2) showed good cytotoxicity against K562 cells (IC₅₀=20.65mM) [29].

In continuation in the development of anticancer drugs, Reddy *et al.* synthesized 1,3-Diphenylpyrazolo-1H-benzimidazoles and screened for their anticancer activity on MCF-7 cell lines and compound (3-5) reported maximum inhibition of growth of MCF-7 cell lines having IC₅₀ values 0.83, 0.95, and 1.17 mM respectively [29].



Thimmegowda *et al.* synthesized a novel series of trisubstituted benzimidazole derivatives and were evaluated for inhibitory activity against MDA-MB-231 breast cancer cell proliferation. The compound [6], N-[4-cyano-3-(trifluoromethyl) phenyl]-4-fluoro-3-nitrobenzamide has been obtained as a potent inhibitor [30]. Sondhi *et al.* synthesized various heterocyclic benzimidazole derivatives [7-10] by condensation of

succinic acid, homophthalic acid and pyrazinedicarboxylic acid with variously substituted diamines using microwave irradiation. Anticancer activity of these compounds was evaluated against ovary (IGR-OV-1), breast (MCF-7), CNS(SF-295) human cancer cell lines. All compounds have shown good anticancer activity [4].

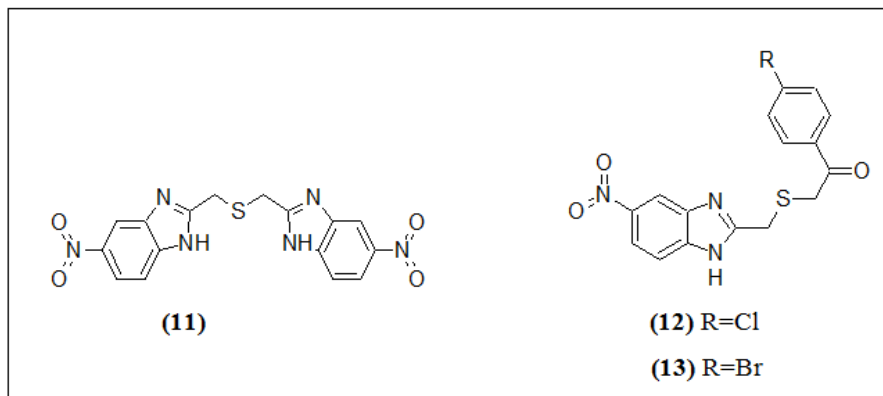


Gohary *et al.* synthesized new benzimidazole derivatives and were tested against liver (HepG2), colon (HCT-116) and breast (MCF-7) cancer cell lines

employing MTT assay. The compounds (11-13) were found to be the most potent anticancer derivatives with respective IC₅₀ values given in Table 2 [31].

Table-2: IC50 Values of compound [11-13]

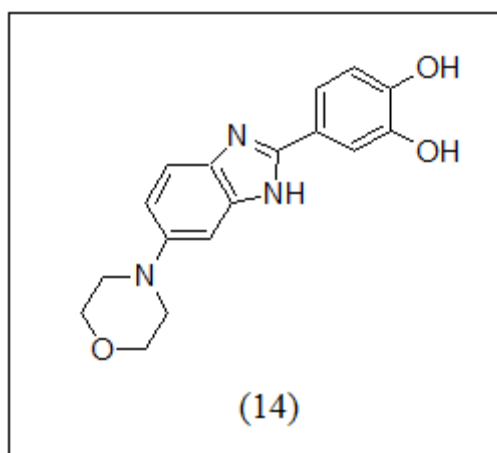
Compound no.	IC50(μM)		
	HepG2	MCF-7	HCT-116
11.	2.25	1.74	2.41
12.	2.65	2.80	2.23
13.	2.01	1.55	1.78

**Benzimidazole derivatives acting as antioxidant agents**

Oxidative stress is a phenomenon occurs due to an imbalance production and growth of oxygen reactive species (ROS) in cells and tissues and the capacity of a biological system to detoxify these responsive products. A large body of indications displays that oxidative stress can be responsible, with various degrees of importance, in the onset and/or development of numerous diseases (i.e. Cancer, diabetes, metabolic disorders, atherosclerosis, and cardiovascular diseases) Few antioxidants have been discovered in recent years for their actual or supposed advantageous effect against oxidative stress. Many scientists are working in search of effective antioxidant moieties to reduce the danger of various diseases development [32–35].

A new series of 2-(aryl)-6-morpholine-4-yl(or 4-methyl piperazine-1-yl)-1*H*-benzimidazole

derivatives were synthesized from 5morpholine-4-yl(or 4-methylpiperazin-1-yl)-2-nitroaniline with a variety of aldehydes and were preliminarily screened for *in vitro* antioxidant activities by Ozil *et al.* These derivatives were discovered by using a rapid ‘one-pot’ nitro reductive cyclization reaction with sodium hydrosulfite as a reagent. Antioxidant activities of the synthesized derivatives were evaluated by *in vitro* antioxidant assays together with Cupric Reducing Antioxidant Capacity (CUPRAC, ranging from 5.511 to 19.703 mM Trolox / mg compound) along with Ferric Reducing Antioxidant Power (FRAP) (1.141-12.943 mM FeSO₄.7H₂O / mg compound) assays. Also, the radical scavenging activities of these products were assayed using ABTS^{•+} and DPPH[•] methods. Compound (14) has been found to be the most potent antioxidant molecule from the whole series [36].



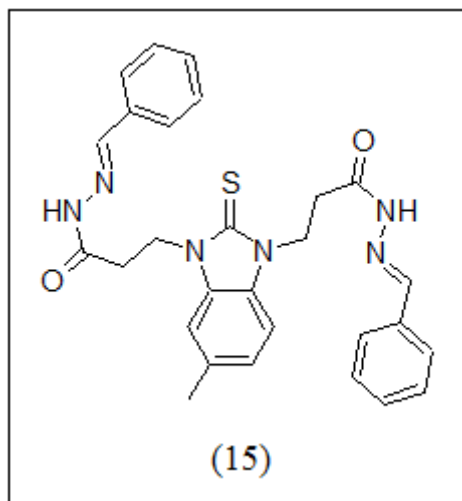
Anastassova *et al.* synthesized a new series of N,N'-disubstituted benzimidazole-2-thione by

incorporation of hydrazone moiety in the side chains. The toxicological prospective of studied compounds

were checked by monitoring the cell viability along with levels of lactate dehydrogenase, glutathione, and malonaldehyde in isolated rat hepatocytes.

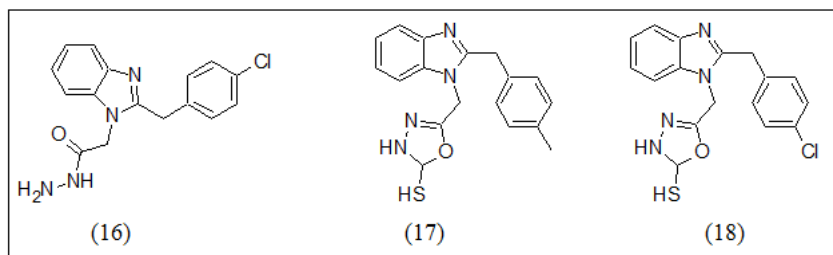
The antioxidant characteristics of the compounds with the low toxicity were evaluated by

means of oxidative stress induced by *tert*-butyl hydroperoxide (*tert*-BOOH) on rat hepatocytes. Their study reported that compound (15) has demonstrated the highest protection effect in both tested systems [37].



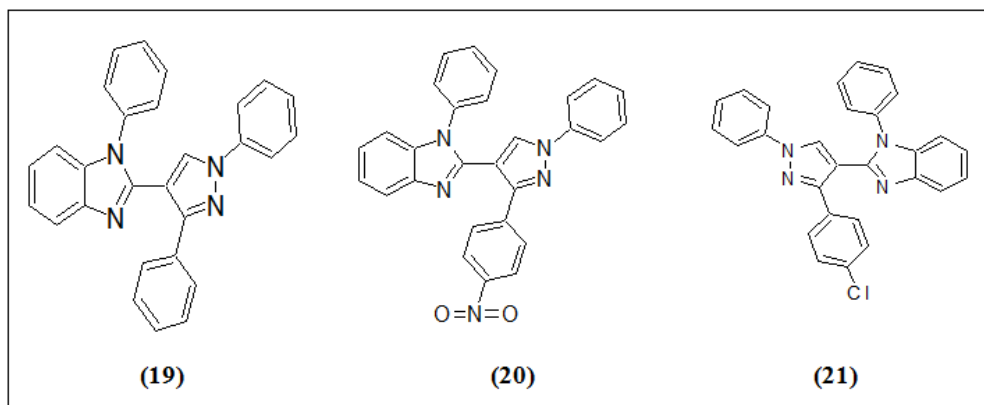
Usta *et al.* synthesized some benzimidazole derivatives containing salicyl, oxadiazole, thiosemicarbazide and 1, 2, 4-triazole molecules and evaluate their antioxidant activities. Antioxidant

activities of the synthesized compounds were tested with DPPH and ABTS•+ radical cation decolorization assays. Compounds (16), (17) and (18) showed very good scavenging activity[38].



A chain of new *N*-substituted pyrazole-bearing benzimidazoles was synthesized by Bellam *et al.* from 1,2-diaminobenzene and pyrazole-4-carbaldehyde and antioxidant activity of all synthesized compounds have

been checked by using 2,2-diphenyl-1-picrylhydrazyl and hydrogen peroxide assays. Some derivatives (19-21) bearing benzyl moiety as a substituent on imidazole nitrogen showed potent activity [39].

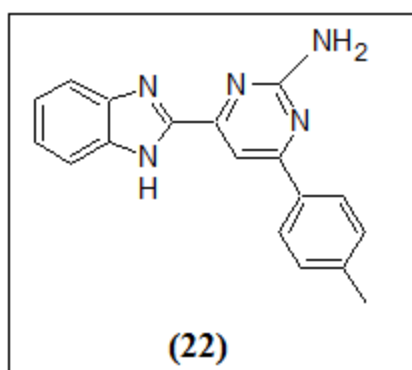


Benzimidazole derivatives acting as antimicrobial agents

Antimicrobials, particularly antibiotics have been a backbone of modern medical therapy for the last eight decades. In recent years, a significant improvement in life expectation and access to antimicrobials were there but increasing pathogen resistance to antimicrobials threatens leads to roll back this progress. Resistant organisms in health-care and community settings pose a threat to survival rates from serious infections, including neonatal sepsis and health-care-associated infections, and limit the potential health benefits from surgeries, transplants, and cancer treatment. The increasing challenge for health care is to overcome antimicrobial resistance and the subsequent absence of access to effective antimicrobials. To deal with the risk to human health and biosecurity from

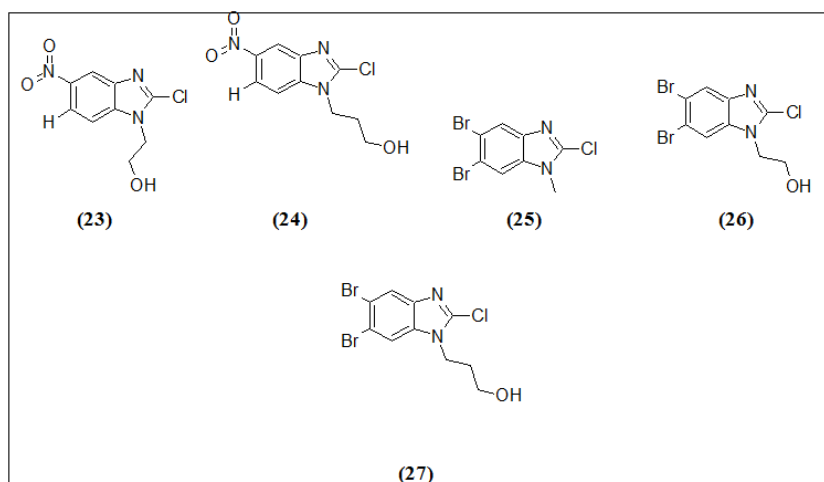
antimicrobial resistance it becomes necessary to design and synthesize potential antimicrobial agents [40–42].

So, in this viewpoint, Liu *et al.* designed and synthesized a series of novel aminopyrimidine benzimidazoles as highly acting antimicrobial agents and were characterized by IR, NMR, and HRMS spectra. Their biological assessment *in vitro* study revealed that few of the target compounds exerted superior antibacterial activity over the reference drugs (chloramphenicol, norfloxacin, and fluconazole). Particularly, compound (22) displayed potentially inhibit the growth of *A. flavus*, *E. coli*. Further investigation found that pyrimidine derivative (22) has a bactericidal mode of action against both Gram-positive and Gram-negative bacteria [43].



A new class of 2-Cl-benzimidazole derivatives has been synthesized by Srivastava *et al.* and investigated all prepared derivatives for antibacterial activity. Their result showed that compounds (23), (24) and (25) carries potential activity against *B. cereus*, *S. aureus* and *P. aeruginosa* (MIC: 6.2 µg/mL) along with

great efficacy against *E. coli* (MIC: 3.1 µg/mL). Particularly compounds (26) and (27) has been found to be promised superior activity (MIC: 3.1 µg/mL) than the reference drugs chloramphenicol and cycloheximide in opposition to gram-positive and gram-negative bacterial strains [44].

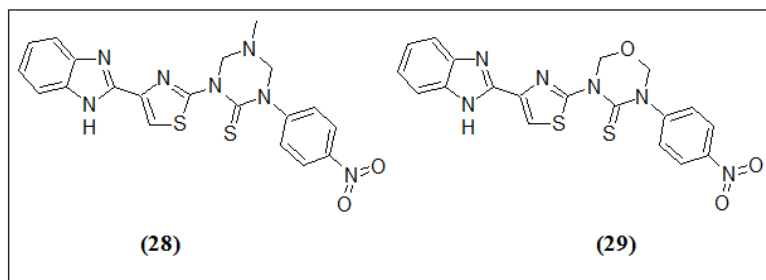


Gullapelli *et al.* synthesized a series of novel analogs of benzimidazole fused heterocyclic compounds such as triazinane and oxadiazines by conventional amino methylation through diverse aryl-N, N-O unsymmetrical thioureas. The antibacterial activity

of triazinane and oxadiazinane has been evaluated by means of the zone of inhibition by well diffusion method against *Bacillus subtilis*, *Bacillus cereus*, *Staphylococcus aureus*, *E. coli*, *Klebsiella pneumonia*, and *Salmonella typhi*. The synthesized compounds were

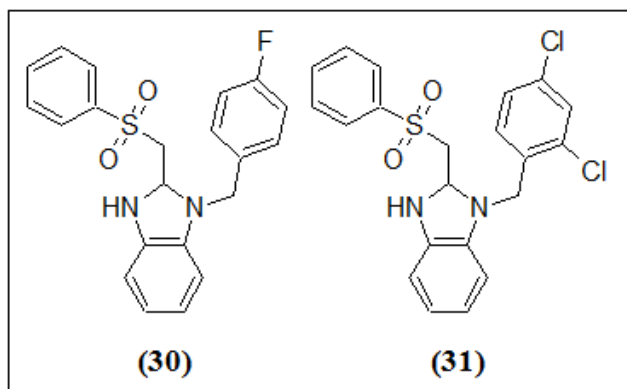
subjected to molecular docking studies with two proteins, named as topoisomerase II (PDB ID: 1JIJ) and DNA gyrase subunit b (PDB ID: 1KZN). The docking

outcomes of the formed compounds (28) and (29) exhibited strong binding energy with topoisomerase II as well as with DNA gyrase subunit b [45].



In objective to find out new antimicrobial agents Zhang *et al.* designed and synthesized a novel series of benzimidazole-integrated sulfonamide analogs. Compound (30) exhibited powerful activities against Gram-positive bacteria and fungi, along with 2,4-dichlorobenzyl derivative (31) results in potent activity against Gram-negative bacteria. The two active

molecules (30) and (31) (MIC values ranging from 4 to 32 $\mu\text{g/mL}$) might obstruct DNA replication and showed their potent antimicrobial activity. Molecular docking study indicated that compounds (30) and (31) might insert inside base-pairs of DNA hexamer duplex by the construction of hydrogen bonds with guanine of DNA.

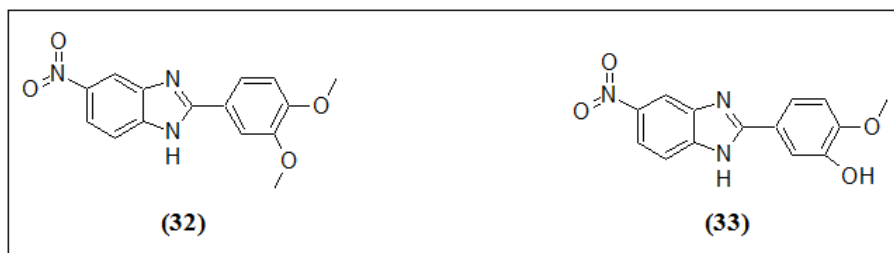


A range of nine 2-chloromethyl-benzimidazole derivatives was synthesized Zhang *et al.* and evaluated for their activity against *Staphylococcus aureus*, *Bacillus subtilis* (Gram-positive) and *Escherichia coli*, *Pseudomonas aeruginosa* (Gram-negative). All the synthesized compounds showed good antimicrobial spectrum as compared to the standard drug (streptomycin) [46].

Benzimidazoles as antihypertensive agents

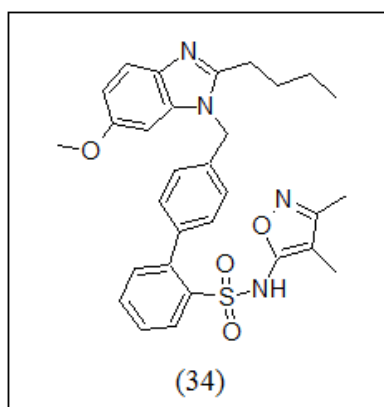
Extensive progress has been made to understand the epidemiology, pathophysiology, and risk accompanying hypertension, and numerous evidence exist to explain that lowering blood pressure (BP) can significantly reduce premature morbidity and mortality. Globally, high blood pressure (BP) affects over 40% of adults above 25 years and is the foremost universal risk factor for death or disability. Numerous, well managed, and healthy lifestyle and drug treatment approaches can achieve a reduction in hypertension. But still, BP control rates persists poor worldwide. Consequently, hypertension stands as the chief preventable cause of

the cardiovascular disease (CVD) and all-cause death globally. With the goal of improving the prevention and management of hypertension, various potent agents have been discovered and still, the research is going on [47,48]. Kini *et al.* performed docking experiments on twenty novel 5-nitro benzimidazoles using VLife MDS3.5 software via GRIP batch docking method taking AT-2 receptor model with bovine rhodopsin crystal structure as a target. Based on docking scores of the designed molecules from (-14.39 to -36.16), the 5-nitrobenzimidazole derivatives were synthesized by utilizing 4-nitro-1,2-phenylenediamine in dimethoxyethane along with different substituted aromatic aldehydes in the existence of sodium metabisulphite as an oxidizing agent. The resulted derivatives were characterized by using TLC, melting point, UV, IR, ^1H NMR, and mass spectroscopy. All the compounds were checked for vasorelaxant activity in rat aorta rings pre-contracted with phenylephrine and among all derivatives (32,33) exhibited great vasorelaxant activity ($\text{EC}_{50} < 30 \mu\text{M}$) [49–51].



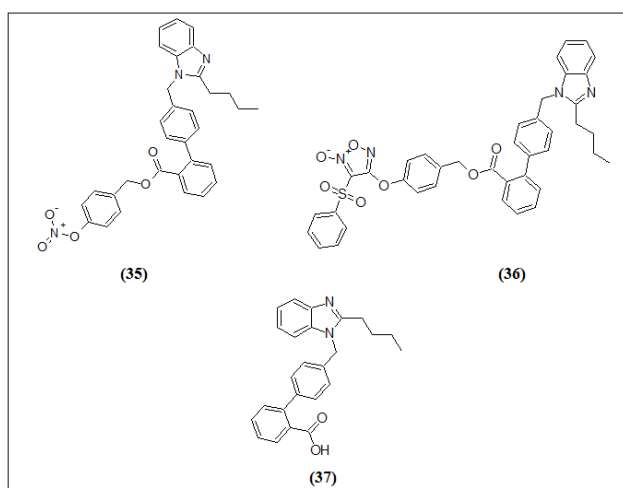
In order to find new biological active compounds, a series of 40-[(benzimidazole-1-yl)methyl]biphenyl-2-sulfonamide derivatives were synthesized by Bai *et al.* promising antihypertensive activity was found in compound (34) which

antagonized both Ang II AT₁ and endothelin ET_A receptors (AT₁ IC₅₀ = 8.5, ET_A IC₅₀ = 8.9 nM). Additionally, it was found as a more potent compound when compared to losartan in RHRs with nearly no side effect on heart rate [52].



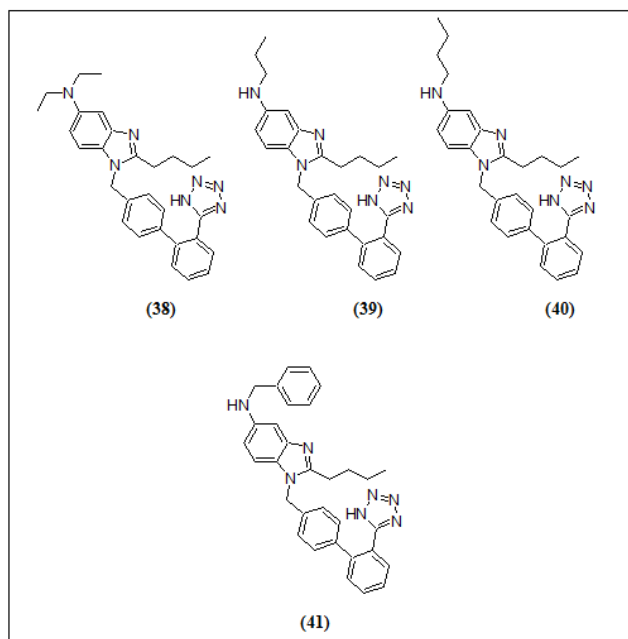
Zhang *et al.* designed and synthesized two series of innovative NO-releasing benzimidazole derivatives by combining nitro ester and furoxan NO-donor molecules with benzimidazole biphenyl skeleton. All the compounds had a different level of NO liberating capabilities and also the Ang II encouraged vasoconstriction antagonism ability has been evaluated

by isolated organ assay (rat aortic strips). It was found that pA₂ values of compounds (35) and (36) were dominant over that of lead compound (37) and comparable to that of the positive control Losartan. Results of their research suggested that NO-releasing hybrids may afford an auspicious approach for the finding of new antihypertensive agents [53].



Jain *et al.* designed and synthesized a series of 5-substituted benzimidazoles as well as evaluated their *in vivo* antihypertensive activity by acute renal hypertension on a guinea pig. All the derivatives of this series produced remarkable activity when compared to

the reference drug (losartan). The activity was found to be relatively better in four compounds (38-41) substituted alkylamino group at 5-position of benzimidazole [54].



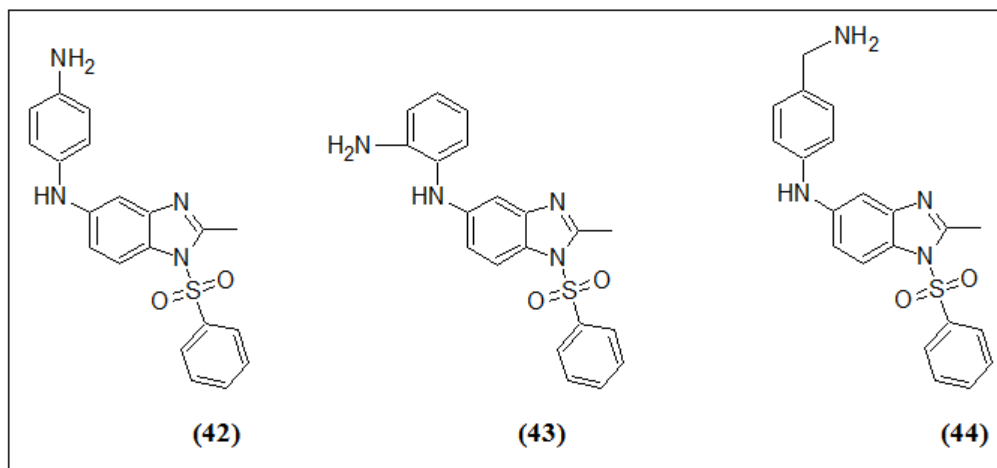
Benzimidazole derivatives as analgesics and anti-inflammatory agents

There are many novel pathways to discover selective analgesic agents which act via different ways related to pain receptor activation. In order to overcome the challenges of serious side effects on renal, hepatic and cardiovascular system of existing NSAID's there is an urgency to find out new agents as an analgesic and anti-inflammatory. From past work (1980-1985) it has been showed that various benzimidazole derivatives carry the potential for anti-inflammatory and analgesic activity in animal models of inflammation and pain [55–59].

1-(1-Alkyl-6-substituted-1H-benzimidazole-2-yl)-naphthalene-2-ols were synthesized by Dixit et al. by the reaction of o-phenylenediamine and naphthaldehyde utilizing sodium hydride and THF as a catalyst. The synthesized compounds were checked for the analgesic activity by tail flick method in rats. These

prepared derivatives are then observed in tail flick model that identify the amplification of the pain threshold expressively after 0, 30, 60, 90, and 120 min by administering the dose of 50 mg/kg. The study showed that different derivatives elicited time-dependent activity in all the experimental models [60].

Gaba *et al.* synthesized a new chain of 5-substituted-1-(phenylsulfonyl)-2-methyl benzimidazole derivatives. The compounds were characterized by IR, ¹H NMR, ¹³C NMR, Mass spectral data and elemental analyses. All synthesized derivatives were checked for their anti-inflammatory and analgesic activity along with gastric ulcerogenic effects. Compounds (42-44) showed modest to good anti-inflammatory and analgesic activity in carrageenan-induced rat paw edema and acetic acid-induced writhing in mice, correspondingly, with low ulcerogenicity related to reference drug indomethacin [61].



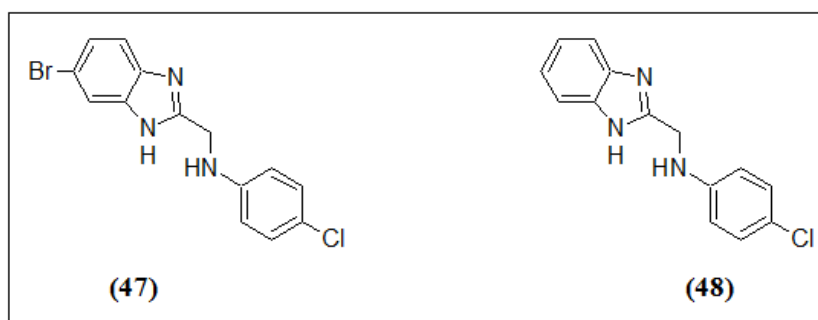
Kumar *et al.* synthesized a series of new mannich bases of 2-substituted benzimidazoles by the reaction of 2-substituted benzimidazoles with different aldehyde and acetophenones. All the synthesized compounds were characterized by elemental analysis, IR, ¹H NMR, ¹³C-NMR, and LCMS. The derivatives

were checked for *in vivo* analgesic and *in vivo* anti-inflammatory activities by a tail flick method and carrageenan-induced rat paw edema test. Compound (45) and (46) showed noteworthy analgesic and anti-inflammatory activities among the synthesized compounds [62].



In order to discover some new analgesic and anti-inflammatory agents, Achar *et al.* synthesized a series of 2-methylamino benzimidazole derivatives by the reaction of 2-(chloromethyl)-1H-benzimidazole derivatives with primary aromatic amines. All these derivatives were characterized by using IR, ¹H NMR, ¹³C NMR, GC-MS, and elemental analysis. The novel compounds were evaluated for analgesic and anti-

inflammatory activities on acetic acid-induced writhing in mice and carrageenan-induced paw edema in rats. Among all of these, Compounds [47] and [48] carried a strong analgesic (89% at 100 mg/kg b.w) as well as anti-inflammatory (100% at 100 mg/kg b.w) activities equated with reference drug Nimesulide (100% at 50 mg/kg b.w) [63].



Miscellaneous biological activities of benzimidazoles

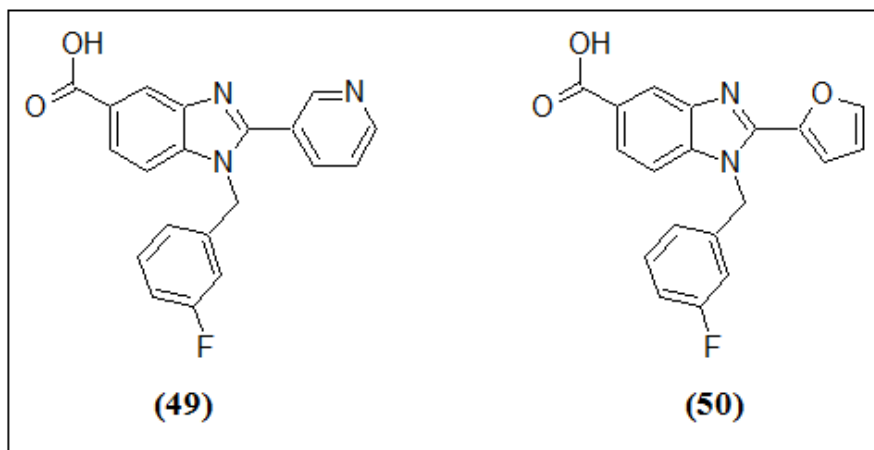
Anxiolytic

A novel chain of benzimidazole derivatives was synthesized by Bairam et al. using the reaction of *o*-phenylenediamine with diverse aromatic aldehydes in the presence of ammonium chloride NH₄Cl, as an effective catalyst at room temperature. All synthesized derivatives were identified by utilizing LCMS, IR and NMR spectroscopy. The synthesized derivatives were evaluated for chronic anti-anxiety activity in albino rats by means of Light and Dark box model and showed potent anti-anxiety effect [64].

Human DHODH inhibitors

Liquid phase combinatorial synthetic technique is a well known equivalent method to perform solution-phase chemistry utilizing support-bound chemicals to eliminate impurities or added

reagents from the solutions [65]. Applying this technique Sitwala et al. synthesized a series of 1,2,5-trisubstituted benzimidazole derivatives by using soluble polymer assisted support (PEG5000). All derivatives were identified by ESI-MS, FTIR, ¹H NMR, and ¹³C NMR. Along with that, these compounds were also docked into the binding site of human dihydroorotate dehydrogenase (hDHODH). The synthesized derivatives were evaluated for hDHODH enzyme inhibition assay using reference drug Brequinar [66]. Dihydroorotate dehydrogenase (DHODH) is an enzyme essential in de novo pyrimidine biosynthesis and it catalyzes the conversion of dihydroorotate (DHO) to orotate (ORO) with the reduction of ubiquinone. The targeted compounds showed comparative biological activity and among all, compounds (49) and (50) demonstrated an IC₅₀ value of 81 ± 2 nM and 97 ± 2 nM, correspondingly [67,68].

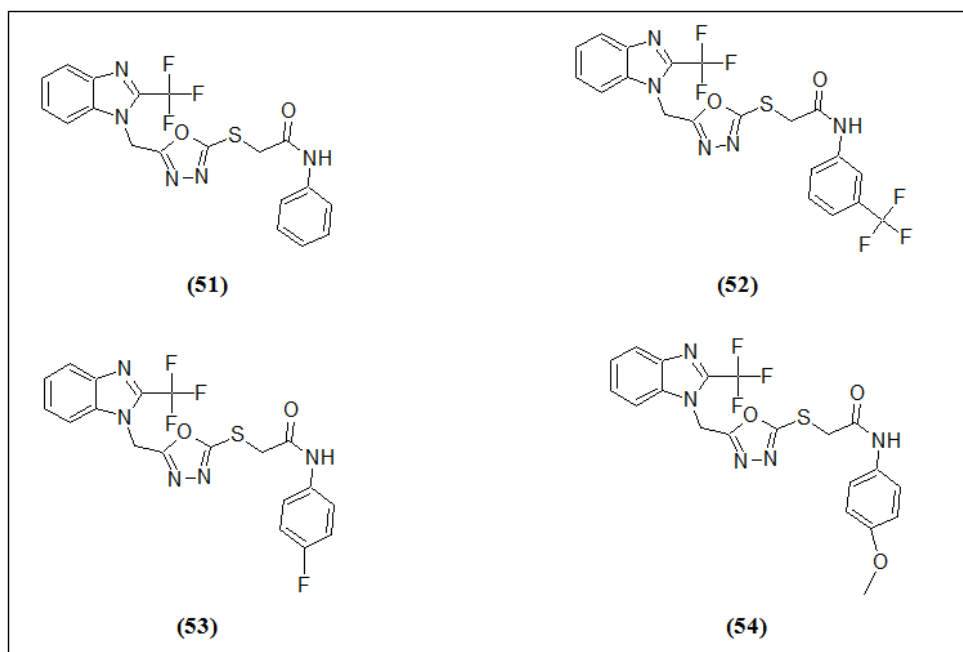


Antidepressant

Glycogen synthase kinase-3 (GSK-3) is a protein kinase enzyme which acts as a mediator for the addition of phosphate molecules onto serine and threonine amino acid residues and is found in two major isoforms as GSK-3a and GSK-3b, exist in all over the body. The possible relationship between disturbed inhibitory GSK-3 regulation and depression has been well-known by multiple pharmacological and molecular approaches [69-71].

Tantray *et al.* synthesized a series of benzimidazole linked-1,3,4-oxadiazole carboxamides

and checked them for *in vitro* GSK-3b inhibition. The synthesized compounds were found to be active *in vivo* antidepressant activity in Wistar rats. Along with that docking study of all active compounds was also investigated. Some derivatives [51-54] displayed noteworthy effectiveness against GSK-3b in sub-micromolar range with IC₅₀ values of 0.13 μM, 0.14 μM, 0.20 μM, 0.22 μM respectively. From the results of the docking study, these compounds may serve as valuable candidates for further expansion of effective drugs as an antidepressant and related disorders [72].



Anticonvulsant

Shaharyar *et al.* synthesized various derivatives of 2-[2-(phenoxyethyl)-1H-benzimidazol-1-yl]-N-[(Z)-phenylmethylidene] acetohydrazide. Along with that, some compounds comprising oxadiazole bearing benzimidazole derivatives were

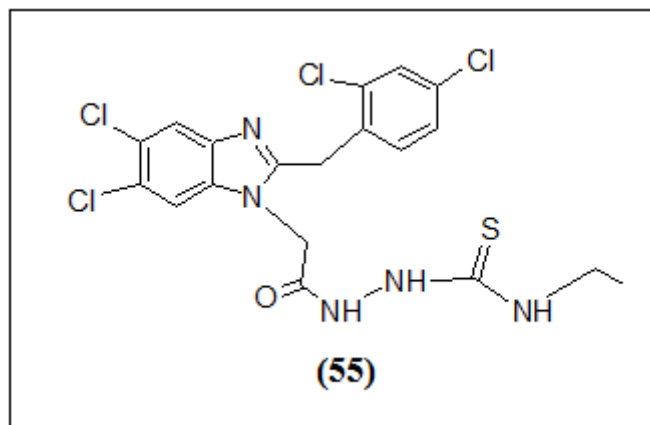
prepared by utilizing several aromatic aldehydes, cyanogen bromide and carbon disulfide/potassium hydroxide. All synthesized compounds were characterized by IR, NMR and elemental analysis and their *in vivo* anticonvulsant evaluation was achieved using MES and scPTZ. Some of the compounds were

found potent comparing with the standard drug (phenytoin and ethosuximide) [73].

Anti-Urease

Karaali *et al.* synthesized a series of new 5,6-dichlorobenzimidazole derivatives and further, their structure was determined by FT-IR, ¹H NMR, ¹³C

NMR, and elemental analysis spectroscopic methods. All the synthesized compounds were checked for anti-urease activity. Urease is an enzyme that catalyzes the hydrolysis of urea into carbon dioxide and ammonia. Among these derivatives, compound (55) showed the greatest inhibitory effect against urease with IC₅₀ 2.52 µg/mL [74].



Benzimidazole derivatives have various biological activities. However, some adverse effects are also associated with different derivatives. The heterocyclic substituted benzimidazoles do not undergo much change during metabolism but still, there are some side effects like dizziness, anorexia, nausea & vomiting caused to the body [75–76]. Therefore, scientists should take their research forward to next level to minimize the toxic effects caused by this valuable benzimidazole moiety.

CONCLUSION

Numerous compounds have been synthesized from the benzimidazole nucleus for the treatment of many diseases. This literature reports various benzimidazole derivatives to have potent anticancer, antimicrobial, antioxidant and some other therapeutic activities. However, despite these active, exhaustive and target-based research on the development of many compounds from benzimidazole core as anti-inflammatory, immunomodulatory, lipid modulators, etc. no molecule has made its way to the market and clinic. It can be probably due to incomplete research reports and some adverse effects. In order to reduce side effects, new derivatives need to be properly designed and synthesized with a target-oriented approach using computer-aided drug design as an important tool.

REFERENCES

1. Abdel-Wahab BF, Awad GE, Badria FA. Synthesis, antimicrobial, antioxidant, anti-hemolytic and cytotoxic evaluation of new imidazole-based heterocycles. *European journal of medicinal chemistry*. 2011 May 1;46(5):1505-11.
2. Batenko N, Kricka A, Belyakov S, Turovska B, Valters R. A novel method for the synthesis of benzimidazole-based 1, 4-quinone derivatives. *Tetrahedron Letters*. 2016 Jan 20;57(3):292-5.
3. Adegboye AA, Khan KM, Salar U, Aboaba SA, Chigurupati S, Fatima I, Taha M, Wadood A, Mohammad JI, Khan H, Perveen S. 2-Aryl benzimidazoles: Synthesis, In vitro α -amylase inhibitory activity, and molecular docking study. *European journal of medicinal chemistry*. 2018 Apr 25;150:248-60.
4. Shaharyar M, Mazumder A. Benzimidazoles: A biologically active compounds. *Arabian Journal of Chemistry*. 2017 Feb 1;10:S157-73.
5. Toro P, Klahn AH, Pradines B, Lahoz F, Pascual A, Biot C, Arancibia R. Organometallic benzimidazoles: Synthesis, characterization and antimalarial activity. *Inorganic Chemistry Communications*. 2013 Sep 1;35:126-9.
6. Kumar N, Mishra SS, Sharma CS, Singh HP, Kalra S. In silico binding mechanism prediction of benzimidazole based corticotropin releasing factor-1 receptor antagonists by quantitative structure activity relationship, molecular docking and pharmacokinetic parameters calculation. *Journal of Biomolecular Structure and Dynamics*. 2018 May 19;36(7):1691-712.
7. Kovalishyn V, Aires-de-Sousa J, Ventura C, Leitão RE, Martins F. QSAR modeling of antitubercular activity of diverse organic compounds. *Chemometrics and Intelligent Laboratory Systems*. 2011 May 1;107(1):69-74.
8. Wang J, Yang Y, Li Y, Wang Y. Computational study exploring the interaction mechanism of benzimidazole derivatives as potent cattle bovine viral diarrhoea virus inhibitors. *Journal of agricultural and food chemistry*. 2016 Jul 19;64(29):5941-50.

9. Li Y, Tan C, Gao C, Zhang C, Luan X, Chen X, Liu H, Chen Y, Jiang Y. Discovery of benzimidazole derivatives as novel multi-target EGFR, VEGFR-2 and PDGFR kinase inhibitors. *Bioorganic & medicinal chemistry*. 2011 Aug 1;19(15):4529-35.
10. Yoon YK, Ali MA, Wei AC, Choon TS, Khaw KY, Murugaiyah V, Osman H, Masand VH. Synthesis, characterization, and molecular docking analysis of novel benzimidazole derivatives as cholinesterase inhibitors. *Bioorganic chemistry*. 2013 Aug 1;49:33-9.
11. Bacharaju K, Jambula SR, Sivan S, JyostnaTangeda S, Manga V. Design, synthesis, molecular docking and biological evaluation of new dithiocarbamates substituted benzimidazole and chalcones as possible chemotherapeutic agents. *Bioorganic & medicinal chemistry letters*. 2012 May 1;22(9):3274-7.
12. Patel PD, Patel MR, Kaushik-Basu N, Talele TT. 3D QSAR and molecular docking studies of benzimidazole derivatives as hepatitis C virus NS5B polymerase inhibitors. *Journal of chemical information and modeling*. 2008 Jan 28;48(1):42-55.
13. Khalafi-Nezhad A, Rad MS, Mohabatkar H, Asrari Z, Hemmateenejad B. Design, synthesis, antibacterial and QSAR studies of benzimidazole and imidazole chloroaryloxyalkyl derivatives. *Bioorganic & medicinal chemistry*. 2005 Mar 15;13(6):1931-8.
14. Angelbello AJ, González ÀL, Rzuczek SG, Disney MD. Development of pharmacophore models for small molecules targeting RNA: Application to the RNA repeat expansion in myotonic dystrophy type 1. *Bioorganic & medicinal chemistry letters*. 2016 Dec 1;26(23):5792-6.
15. Alamgir M, Black DS, Kumar N. Synthesis, reactivity and biological activity of benzimidazoles. In *Bioactive Heterocycles III 2007*. Springer, Berlin, Heidelberg. 2007:87-118.
16. Alaqeel SI. Synthetic approaches to benzimidazoles from o-phenylenediamine: A literature review. *Journal of Saudi Chemical Society*. 2017 Feb 1;21(2):229-37.
17. Digwal CS, Yadav U, Sakla AP, Ramya PS, Aaghaz S, Kamal A. VOSO₄ catalyzed highly efficient synthesis of benzimidazoles, benzothiazoles, and quinoxalines. *Tetrahedron Letters*. 2016 Sep 7;57(36):4012-6.
18. Rasal KB, Yadav GD. One-pot synthesis of benzimidazole using DMF as a multitasking reagent in presence CuFe₂O₄ as catalyst. *Catalysis Today*. 2018 Jul 1;309:51-60.
19. Redayan MA, Ali WB, Mohammed AM. Synthesis, Characterization and Antibacterial Evaluation of some Novel Benzimidazole Derivatives Containing 1, 3, 4-Thiadiazole Moiety. *Oriental Journal of Chemistry*. 2017 Dec 18;33(6):3138-43.
20. Mariappan G, Hazarika R, Alam F, Karki R, Patangia U, Nath S. Synthesis and biological evaluation of 2-substituted benzimidazole derivatives. *Arabian Journal of Chemistry*. 2015 Sep 1;8(5):715-9.
21. Longo M, Zanoncelli S, Colombo PA, Harhay MO, Scandale I, Mackenzie C, Geary T, Madrill N, Mazué G. Effects of the benzimidazole anthelmintic drug flubendazole on rat embryos in vitro. *Reproductive toxicology*. 2013 Apr 1;36:78-87.
22. Chun AH, Shi HH, Achari R, Dennis S, Cavanaugh JH. Lansoprazole: administration of the contents of a capsule dosage formulation through a nasogastric tube. *Clinical therapeutics*. 1996 Sep 1;18(5):833-42.
23. Gaur RL, Dixit S, Sahoo MK, Khanna M, Singh S, Murthy PK. Anti-filarial activity of novel formulations of albendazole against experimental brugian filariasis. *Parasitology*. 2007 Apr;134(4):537-44.
24. Holvoet C, Heyden YV, Plaizier-Vercammen J. Development of an omeprazole parenteral formulation with hydroxypropyl-β-cyclodextrin. *Pharmaceutical development and technology*. 2007 Jan 1;12(3):327-36.
25. Anand K, Wakode S. Development of drugs based on Benzimidazole Heterocycle: Recent advancement and insights. *IJCS*. 2017;5(2):350-62.
26. DeSantis CE, Lin CC, Mariotto AB, Siegel RL, Stein KD, Kramer JL, Alteri R, Robbins AS, Jemal A. Cancer treatment and survivorship statistics, 2014. *CA: a cancer journal for clinicians*. 2014 Jul;64(4):252-71.
27. Siegel R, DeSantis C, Virgo K, Stein K, Mariotto A, Smith T, Cooper D, Gansler T, Lerro C, Fedewa S, Lin C. Cancer treatment and survivorship statistics, 2012. *CA: a cancer journal for clinicians*. 2012 Jul;62(4):220-41.
28. Yadav S, Narasimhan B, Lim SM, Ramasamy K, Vasudevan M, Shah SA, Mathur A. Synthesis and evaluation of antimicrobial, antitubercular and anticancer activities of benzimidazole derivatives. *Egyptian Journal of Basic and Applied Sciences*. 2018 Mar 1;5(1):100-9.
29. Kanwal A, Saddique FA, Aslam S, Ahmad M, Zahoor AF. Benzimidazole Ring System as a Privileged Template for Anticancer Agents. *Pharmaceutical Chemistry Journal*. 2018 Mar 1;51(12):1068-77.
30. Thimmegowda NR, Swamy SN, Kumar CA, Kumar YS, Chandrappa S, Yip GW, Rangappa KS. Synthesis, characterization and evaluation of benzimidazole derivative and its precursors as inhibitors of MDA-MB-231 human breast cancer cell proliferation. *Bioorganic & medicinal chemistry letters*. 2008 Jan 1;18(1):432-5.
31. El-Gohary NS, Shaaban MI. Synthesis, antimicrobial, anti-quorum-sensing and antitumor activities of new benzimidazole analogs. *European*

- journal of medicinal chemistry. 2017 Sep 8;137:439-49.
32. Antolovich M, Prenzler PD, Patsalides E, McDonald S, Robards K. Methods for testing antioxidant activity. *Analyst*. 2002;127(1):183–98.
 33. Shahidi F, Zhong Y. Measurement of antioxidant activity. *Journal of functional foods*. 2015 Oct 1;18:757-81.
 34. Pizzino G, Irrera N, Cucinotta M, Pallio G, Mannino F, Arcoraci V, Squadrito F, Altavilla D, Bitto A. Oxidative stress: harms and benefits for human health. *Oxidative Medicine and Cellular Longevity*. 2017;2017.
 35. Zhang YJ, Gan RY, Li S, Zhou Y, Li AN, Xu DP, Li HB. Antioxidant phytochemicals for the prevention and treatment of chronic diseases. *Molecules*. 2015;20(12):21138-56.
 36. Özil M, Parlak C, Baltas N. A simple and efficient synthesis of benzimidazoles containing piperazine or morpholine skeleton at C-6 position as glucosidase inhibitors with antioxidant activity. *Bioorganic chemistry*. 2018 Feb 1;76:468-77.
 37. Anastassova NO, Yancheva DY, Mavrova AT, Kondeva-Burdina MS, Tzankova VI, Hristova-Avakumova NG, Hadjimitova VA. Design, synthesis, antioxidant properties and mechanism of action of new N, N'-disubstituted benzimidazole-2-thione hydrazone derivatives. *Journal of Molecular Structure*. 2018 Aug 5;1165:162-76.
 38. Usta A, Yilmaz F, Kapucu G, Baltas N, Mentese E. Synthesis of some new benzimidazole derivatives with their antioxidant activities. *Letters in Organic Chemistry*. 2015 May 1;12(4):227-32.
 39. Bellam M, Gundluru M, Sarva S, Chadive S, Netala VR, Tartte V, Cirandur SR. Synthesis and antioxidant activity of some new N-alkylated pyrazole-containing benzimidazoles. *Chemistry of Heterocyclic Compounds*. 2017 Feb 1;53(2):173-8.
 40. Laxminarayan R, Matsoso P, Pant S, Brower C, Røttingen JA, Klugman K, Davies S. Access to effective antimicrobials: a worldwide challenge. *The Lancet*. 2016 Jan 9;387(10014):168-75.
 41. Marston HD, Dixon DM, Knisely JM, Palmore TN, Fauci AS. Antimicrobial resistance. *Jama*. 2016 Sep 20;316(11):1193-204.
 42. Holmes AH, Moore LS, Sundsfjord A, Steinbakk M, Regmi S, Karkey A, Guerin PJ, Piddock LJ. Understanding the mechanisms and drivers of antimicrobial resistance. *The Lancet*. 2016 Jan 9;387(10014):176-87.
 43. Liu HB, Gao WW, Tangadanchu VK, Zhou CH, Geng RX. Novel aminopyrimidinyl benzimidazoles as potentially antimicrobial agents: design, synthesis and biological evaluation. *European journal of medicinal chemistry*. 2018 Jan 1;143:66-84.
 44. Srivastava R, Gupta SK, Naaz F, Singh A, Singh VK, Verma R, Singh N, Singh RK. Synthesis, antibacterial activity, synergistic effect, cytotoxicity, docking and molecular dynamics of benzimidazole analogues. *Computational biology and chemistry*. 2018 Oct 1;76:1-6.
 45. Gullapelli K, Brahmeshwari G, Ravichander M, Kusuma U. Synthesis, antibacterial and molecular docking studies of new benzimidazole derivatives. *Egyptian journal of basic and applied sciences*. 2017 Dec 1;4(4):303-9.
 46. Zhang HZ, He SC, Peng YJ, Zhang HJ, Gopala L, Tangadanchu VK, Gan LL, Zhou CH. Design, synthesis and antimicrobial evaluation of novel benzimidazole-incorporated sulfonamide analogues. *European journal of medicinal chemistry*. 2017 Aug 18;136:165-83.
 47. Leung AA, Daskalopoulou SS, Dasgupta K, McBrien K, Butalia S, Zarnke KB, Nerenberg K, Harris KC, Nakhla M, Cloutier L, Gelfer M. Hypertension Canada's 2017 guidelines for diagnosis, risk assessment, prevention, and treatment of hypertension in adults. *Canadian Journal of Cardiology*. 2017 May 1;33(5):557-76.
 48. Williams B, Mancia G, Spiering W, Rosei E, Azizi M, Burnier M. ESC/for the management of arterial hypertension: The Task Force for the management of arterial hypertension of the European Society of Cardiology and the European Society of Hypertension: The Task Force for the management of arterial. 36, *J. Hipertens*. 2018. 1953–2041.
 49. León-Rivera I, Castillo-España P, Vergara-Galicia J, Villalobos-Molina R, Estrada-Soto S, Ibarra-Barajas M, et al. Antihypertensive and vasorelaxant effects of tilianin isolated from *Agastache mexicana* are mediated by NO/cGMP pathway and potassium channel opening. *Biochem Pharmacol*. 2009;78(1):54–61.
 50. Sharma MC, Kohli DV, Sharma S. Molecular modeling studies of substituted 2, 4, 5-trisubstituted triazolinones aryl and nonaryl derivatives as angiotensin II AT 1 receptor antagonists. *Journal of Chemistry*. 2013 Jan 16;2013.
 51. Datani RH, Kini SG, Mubeen M. Design , Synthesis and Vasorelaxant activity of 5-Nitro Benzimidazole Derivatives. *J Comput Methods Mol Des*. 2012;2(4):149–57.
 52. Bai R, Wei Z, Liu J, Xie W, Yao H, Wu X, Jiang J, Wang Q, Xu J. Synthesis and biological evaluation of 4'-[(benzimidazole-1-yl) methyl] biphenyl-2-sulfonamide derivatives as dual angiotensin II/endothelin A receptor antagonists. *Bioorganic & medicinal chemistry*. 2012 Aug 1;20(15):4661-7.
 53. Zhang Y, Xu J, Li Y, Yao H, Wu X. Design, Synthesis and Pharmacological Evaluation of Novel NO-Releasing Benzimidazole Hybrids as Potential Antihypertensive Candidate. *Chemical biology & drug design*. 2015 May;85(5):541-8.
 54. Jain A, Sharma R, Chaturvedi SC. A rational design, synthesis, characterization, and antihypertensive activities of some new substituted benzimidazoles. *Medicinal Chemistry Research*. 2013 Oct 1;22(10):4622-32.

55. Datar P, Limaye S. Design and Synthesis of Mannich bases as Benzimidazole Derivatives as Analgesic Agents. *Antiinflamm Antiallergy Agents Med Chem*. 2015;14(1):35–46.
56. Lazer ES, Matteo MR, Possanza GJ. Benzimidazole Derivatives with Atypical Antiinflammatory Activity. *J Med Chem*. 1987;30(4):726–9.
57. Oikawa T. NII-Electronic Library Service. *Chem Pharm Bull*. 2002;(43):2091.
58. Bansal Y, Silakari O. The therapeutic journey of benzimidazoles: A review. *Bioorganic Med Chem [Internet]*. 2012;20(21):6208–36.
59. Dixit S, Sharma PK, Kaushik N. Synthesis of novel benzimidazole derivatives: As potent analgesic agent. *Med Chem Res*. 2013;22(2):900–4.
60. Gaba M, Singh D, Singh S, Sharma V, Gaba P. Synthesis and pharmacological evaluation of novel 5-substituted-1-(phenylsulfonyl)-2-methylbenzimidazole derivatives as anti-inflammatory and analgesic agents. *European journal of medicinal chemistry*. 2010 Jun 1;45(6):2245-9.
61. Kumar N, Sharma CS, Ranawat MS, Singh HP, Chauhan LS, Dashora N. Synthesis, analgesic and anti-inflammatory activities of novel mannich bases of benzimidazoles. *Journal of Pharmaceutical Investigation*. 2015 Feb 1;45(1):65-71.
62. Achar KC, Hosamani KM, Seetharamareddy HR. In-vivo analgesic and anti-inflammatory activities of newly synthesized benzimidazole derivatives. *European journal of medicinal chemistry*. 2010 May 1;45(5):2048-54.
63. Dokuparthi SK, Naik JB, Kumar KS, Saidulu A. Synthesis, Characterization and Biological Evaluation of Benzimidazole Derivatives as Potential Anxiolytics. *Res J Pharm Technol*. 2018;11(1):221.
64. Thompson LA. Recent applications of polymer-supported reagents and scavengers in combinatorial, parallel, or multistep synthesis. *Curr Opin Chem Biol*. 2000;4(3):324–37.
65. Sitwala ND, Vyas VK, Variya BC, Patel SS, Mehta CC, Rana DN, Ghate MD. Liquid phase combinatorial synthesis of 1, 2, 5-trisubstituted benzimidazole derivatives as human DHODH inhibitors. *Bioorganic chemistry*. 2017 Dec 1;75:118-26.
66. Deng X, Kokkonda S, El Mazouni F, White J, Burrows JN, Kaminsky W, Charman SA, Matthews D, Rathod PK, Phillips MA. Fluorine modulates species selectivity in the triazolopyrimidine class of Plasmodium falciparum dihydroorotate dehydrogenase inhibitors. *Journal of medicinal chemistry*. 2014 Jun 13;57(12):5381-94.
67. Li J, Wu D, Xu X, Shao X, Li Z. Design, synthesis and inhibitory activity against human dihydroorotate dehydrogenase (hDHODH) of 1, 3-benzoxazole derivatives bearing amide units. *Bioorganic & medicinal chemistry letters*. 2016 Jul 1;26(13):3064-6.
68. Costemale-Lacoste JF, Guilloux JP, Gaillard R. The role of GSK-3 in treatment-resistant depression and links with the pharmacological effects of lithium and ketamine: A review of the literature. *L'Encéphale*. 2016 Apr 1;42(2):156-64.
69. Bureau A, Beaulieu JM, Paccalet T, Chagnon YC, Maziade M. The interaction of GSK3B and FXR1 genotypes may influence the mania and depression dimensions in mood disorders. *Journal of affective disorders*. 2017 Apr 15;213:172-7.
70. Pérez-Domper P, Palomo V, Gradari S, Gil C, de Ceballos ML, Martínez A, Trejo JL. The GSK-3-inhibitor VP2. 51 produces antidepressant effects associated with adult hippocampal neurogenesis. *Neuropharmacology*. 2017 Apr 1;116:174-87.
71. Tantray MA, Khan I, Hamid H, Alam MS, Dhulap A, Kalam A. Synthesis of benzimidazole-linked-1, 3, 4-oxadiazole carboxamides as GSK-3 β inhibitors with in vivo antidepressant activity. *Bioorganic chemistry*. 2018 Apr 1;77:393-401.
72. Shaharyar M, Mazumder A, Garg R, Pandey RD. Synthesis, characterization and pharmacological screening of novel benzimidazole derivatives. *Arabian Journal of Chemistry*. 2016 Sep 1;9:S342-7.
73. Karaali N. Synthesis of Some New Benzimidazole Derivatives Containing Chlorine and Investigation of Their Antioxidant and Anti-urease Activities. *J Turkish Chem Soc Sect A Chem*. 2018;5(2):965–74.
74. Russell GJ, Gill JH, Lacey E. Binding of [3H] benzimidazole carbamates to mammalian brain tubulin and the mechanism of selective toxicity of the benzimidazole anthelmintics. *Biochemical pharmacology*. 1992 Mar 3;43(5):1095-100.
75. Seiler JP. Toxicology and genetic effects of benzimidazole compounds. *Mutat Res Genet Toxicol*. 1975;32(2):151–67.
76. Błaszczak-Świątkiewicz K, Sikora J, Szymański J, Danilewicz M, Mikiciuk-Olasik E. Biological evaluation of the toxicity and the cell cycle interruption by some benzimidazole derivatives. *Tumor Biol*. 2016;37(8):11135–45.